



# ELK Biotechnology

**Muscle actin (3E9) Mouse mAb**

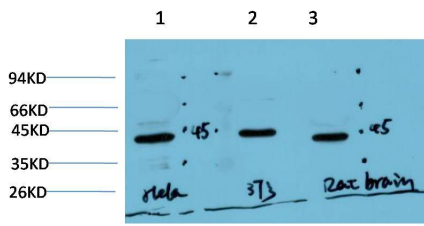
**Catalog NO.: EM1297**

**For research use only.**

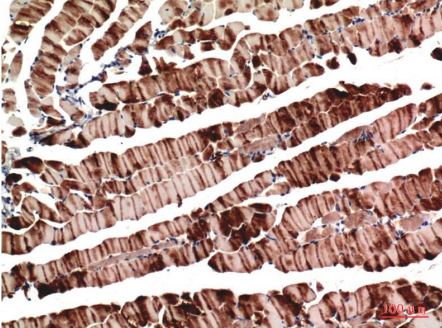
## Overview

---

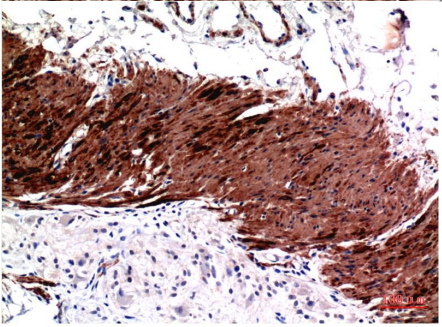
Product name	Muscle actin (3E9) Mouse Monoclonal antibody
Source	Mouse
Applications	<b>WB IHC</b>
Species reactivity	<b>Human Rat Mouse</b>
Recommended dilutions	<b>WesternBlot:1/1000-2000</b> <b>Immunohistochemistry:1/100-200</b> <b>NOTE: Optimal dilutions should be determined by the end user.</b>
Immunogen	Synthetic Peptide
Species	Human
Storage	PBS with 0.02% sodium azide and 50% glycerol pH 7.4. Store at -20° C. Avoid repeated freeze-thaw cycles.
Isotype	IgG1
Clonality	Monoclonal
Concentration	1 mg/ml
Observed band	<b>42kDa</b>
GeneID ( Human )	58
Human Swiss-Prot No.	P68133
Cellular localization	N/A
Alternative Names	N/A
Background	



Western blot analysis of) HeLa Cell Lysate 2) 3T3 Cell Lysate 3) Rat Brain Tissue Lysate using Muscle Actin ( EM1297 ) Mouse mAb diluted at:1000.



Immunohistochemical analysis of paraffin-embedded Mouse Skeletal Muscle Tissue using Muscle Actin ( EM1297 ) Mouse mAb diluted at:200.



Immunohistochemical analysis of paraffin-embedded Human Colon Carcinoma Tissue using Muscle Actin ( EM1297 ) Mouse mAb diluted at:200.